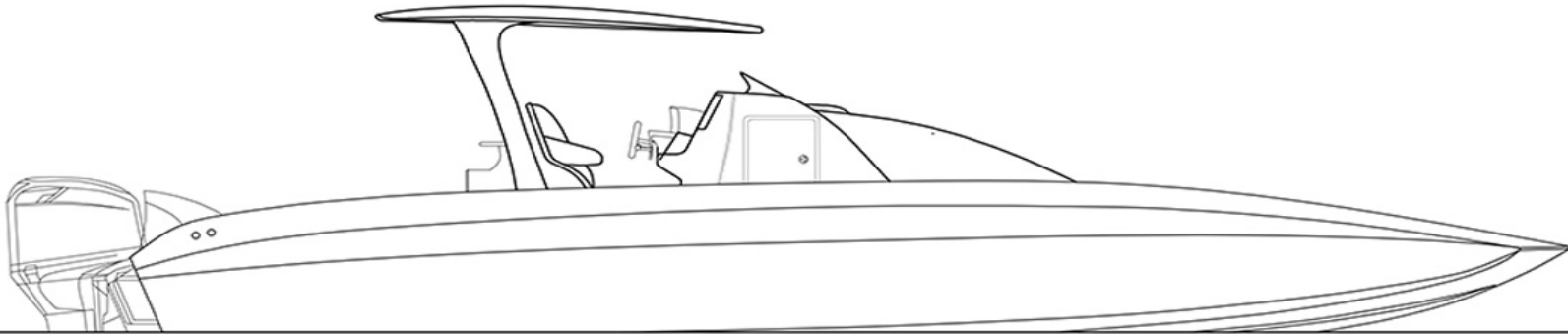
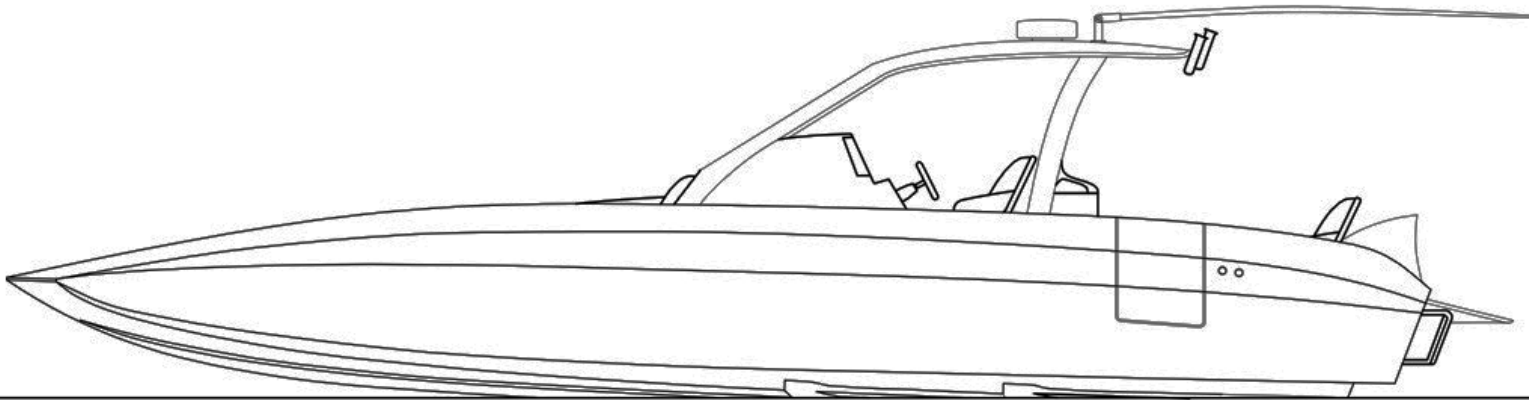
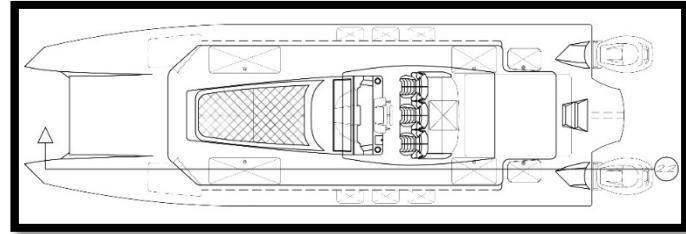


**Coming Soon: Our Premiere Sport Center Console**  
Semi-custom build to each owner's specifications:

- Powerplant: Twin Mercury Racing 500R or 600R
- Hull: Built with high modulus carbon Innegra and E-glass laminates
- Interior: Custom 6 – 10 passengers
- Hull Horsepower Rating: 600 HP Per Side
- Length: 40 Feet
- Beam: 11' 6"
- Rigged Dry Weight: 8,000 Lbs.
- Fuel Capacity: 300 Gallons



**PHOENIX 40 XCC**  
**SPOTLIGHT**

Our big-water center console, the Phoenix 40XCC employs the same race-inspired running surface as the 37XPR poker run boat but features added freeboard and a versatile, customizable layout. The entire hull is made with high modulus carbon Innegra and E-glass laminates. Configured as a commercial sport-cat or government enforcement center console, she delivers pure-bred, high-performance, air-packing catamaran performance that runs like a race boat, cruising easily in the neighborhood of 100 mph with twin Mercury Racing 500R or 600R power.

Bolstered seating behind the console are sheltered by a fully integrated polycarbonate windshield and custom hardtop with an extendable sunshade, while a two-person contoured lounge forward of the console, along with wraparound bow seating, provide plenty of room for entertaining. An enclosed marine head with shower adds still more comfort. Offshore anglers will appreciate the large, open cockpit and integrated coolers and livewell, while pleasure boaters will likely opt for even more seating in the form of a flip-down transom bench.

The most customizable Phoenix model, the 40XCC can be configured and rigged for cruising, offshore fishing, sport diving and even for government use as a high-speed interceptor. The Phoenix 40XCC is the ideal offshore angler boat or for running to the sand bar with the family.

- Phoenix Variable Speed running surface
- Wide-body 72-inch tunnel
- Dual - high-flow hull steps
- Engineered laminate construction
- Handcrafted with Pro-set epoxy
- 1" thick engineered structural coring
- Diamond safety barrier for Fully infused hull, deck, and bulkheads
- Integrated transom knee supports
- Hand-cut core to ensure the tightest fit and precise tolerances
- Hull and deck bonded and taped with pro-set laminating epoxy
- Engine stringer and support systems
- Phoenix manual adjustable engine bracket built by Latham Marine
- Stylized interior cockpit options with recessed panels
- 8-foot wide cockpit seating area to accompany your choice of bucket seat configurations
- Ample storage and leg room for passengers
- Large protective polycarbonate windshield
- Flush mount pop-up cleats, hinges and latches
- Rear swim platform and side water-access door
- 3" aircraft fuel fills, fuel senders, pickups, and vents
- Custom interior
- Stainless steel lifting eyes in bow and stern
- Exclusive Phoenix high gloss white gel coat

